



















- | | |
|---|---|
|  Grass Pitches |  Water Point |
|  Hardstanding Pitches |  Bin |
|  Fully Serviced Pitches |  Play Area |
|  Holiday Homes |  Kissing Gate/Gate |
|  Wenningdale Link Walk |  Dog Walk |
|  Route into High Bentham |  Electric Point |
|  Parking |  Fire Box |
|  Camperclean & Chemical Toilet |  Defibrillator |

